


Application note: how to upgrade your WawiLib license

Contents

1	INTRODUCTION.....	2
1.1	Objective of this document.....	2
1.2	How to create a license request code?.....	2
1.3	How to get a license based on the request code?.....	2
1.4	How to install a license?.....	3
1.5	How to check your license?.....	4



1 INTRODUCTION

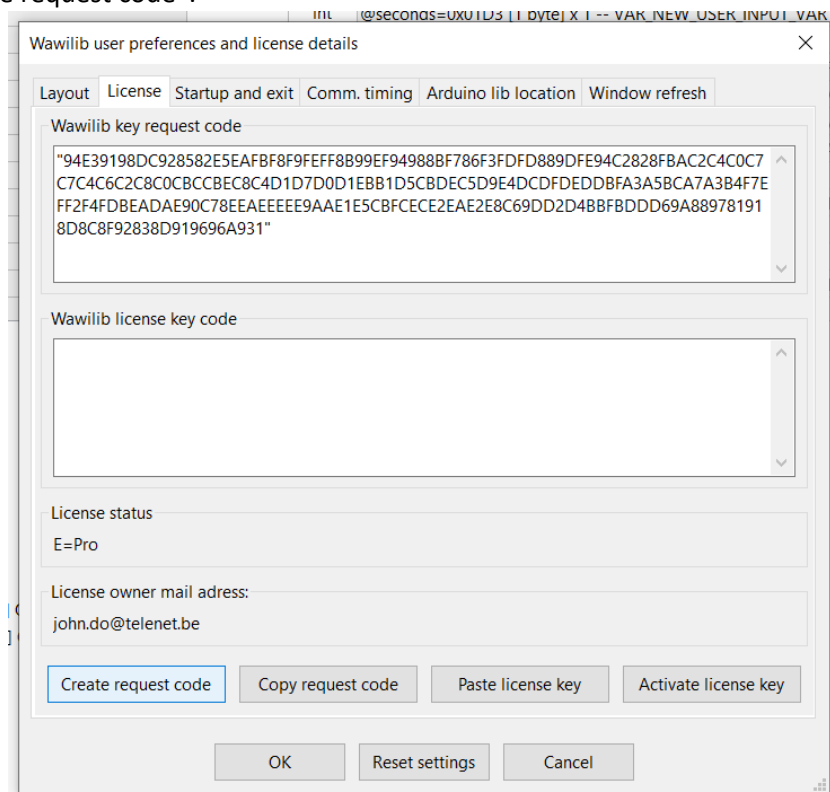
1.1 Objective of this document

The free version of WawiLib has a number of functionality restrictions. The objective of this document is to describe how to upgrade WawiLib so you have access to additional features.

1.2 How to create a license request code?

In order to generate a license request code, you must first install WawiLib. WawiLib can generate a license request code based on your motherboard serial number and some other hardware data. No personal data are used to create the code.

- ✓ Go to www.sylvestersolutions.com/wawilib-download
- ✓ Press "Free Download" at the bottom of the page.
- ✓ Install WawiLib on your PC.
- ✓ Start WawiLib.
- ✓ Go to the menu "Settings/Preferences and license".
- ✓ Press: "Create request code":



- ✓ Press: "Copy request code": (or copy the text in the top field of the dialog box)

1.3 How to get a license based on the request code?

- ✓ Go to: www.sylvestersolutions.com/wawilib-download.
- ✓ Select a license of your needs.
- ✓ Fill in the copied "License request code":

Please go to your installed version of WawiLib (Settings – Preferences and Licence). Under the tab “Licence” you can create a request code.

Licence request code (required)

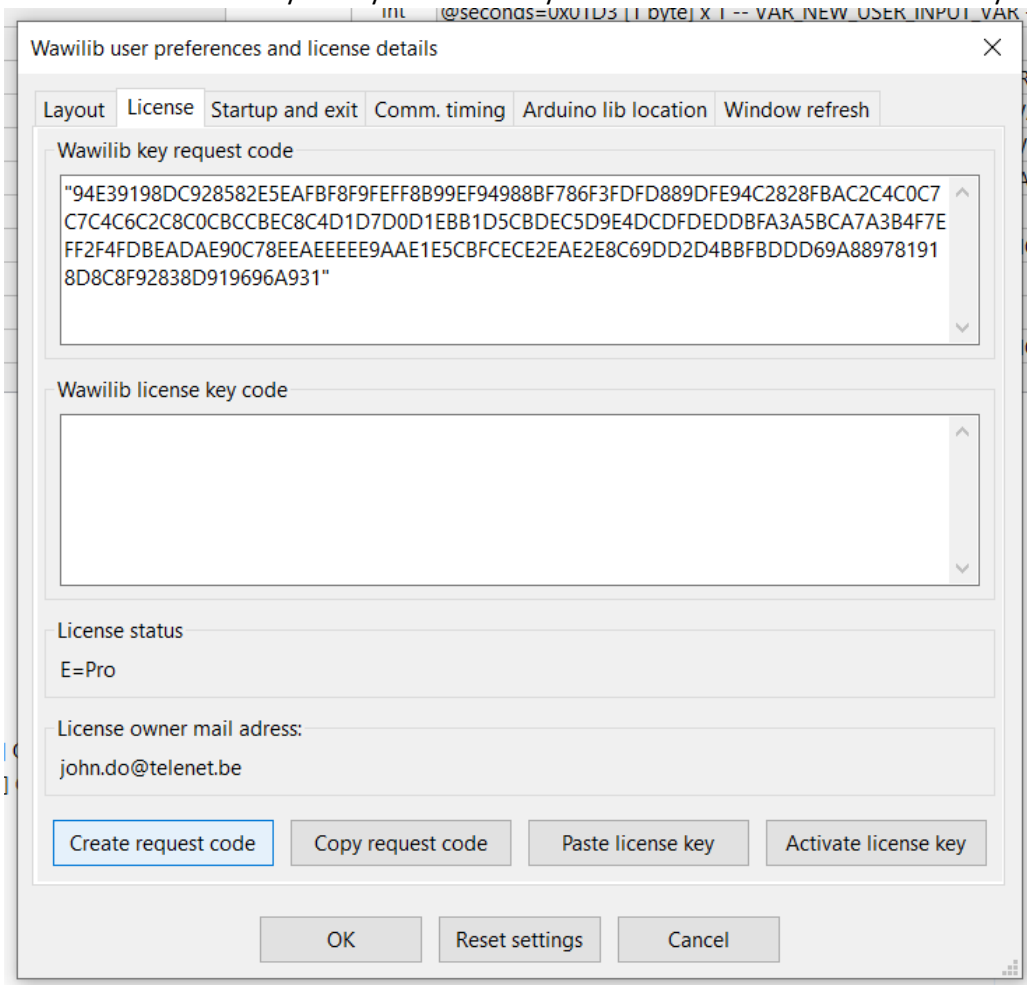
```
"87B283E285BC94B588A
D8691D49A8D8AEDF2E3E
0E1E6E79381E79C9083F
F8EFBF5C5B0A5C6ACFAB
AB7B2CACCC8CFCFCCED
AD0D8D3D4A6D0DCD9DFD
8D9E3B9DDC3A6BDA19CA
4A7A6A5B7ABADB4AFABB
```

- ✓ Fill in additional fields on the web page.
- ✓ Press “pay with Paypal”.

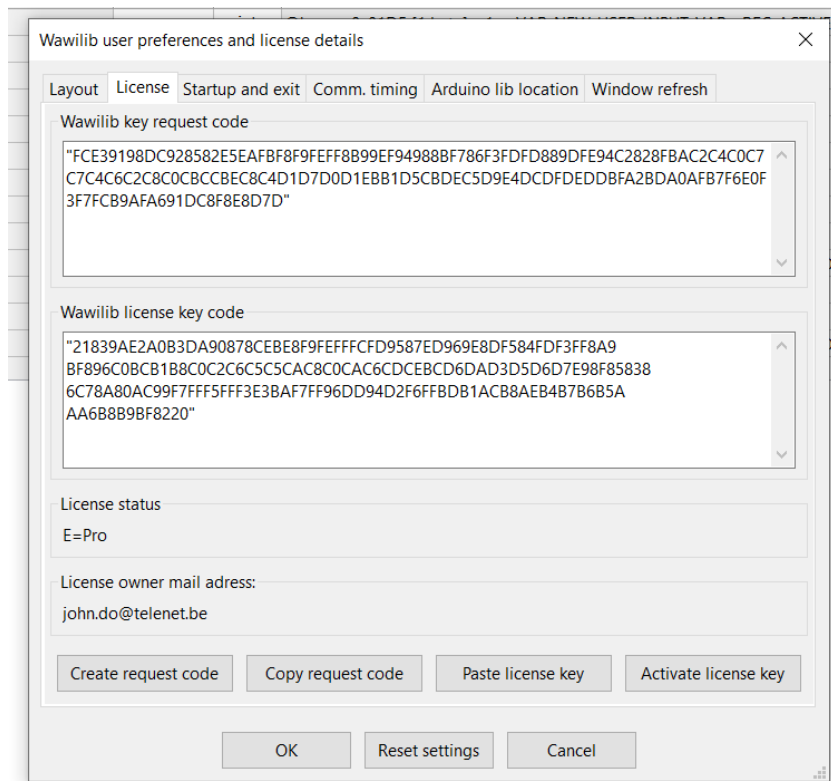
After a limited period of time (processing of your order, max 48 hours), you will receive a mail with a license key code in line with your request. If you do not receive this code in 48 hours, you can apply for a refund and get your license anyway.

1.4 How to install a license?

- ✓ Start WawiLib.
- ✓ Go to the menu “Settings/Preferences and license”.
- ✓ Paste the WawiLib license key code you received by mail in the field “WawiLib license key code”:



- ✓ Press “Activate license key”
- ✓ The license is stored on disk once you close WawiLib:



1.5 How to check your license?

Go to the menu “Help/About”:

